

Sterivalve





APPLIES TO: Steridose Sterivalve® valve housings, diaphragms and actuators

STERIVALVE TECHNICAL SPECIFICATIONS

Design and materials in accordance with industry requirements (i.e. FDA, ASME BPE, GMP)

- Full traceability of process-contact components (EN 10204 3.1 certificates included)
- All process-contact stainless steel parts in AISI 316L (EN 1.4404), other alloys on request
- Surface finish better than Ra 0.38 µm (15 µin), electropolished on request





TANK BOTTOM OUTLET VALVES ASTM

Type ^a	BOV single 45°	BOV double 45°	BOV ##+12 CIP	BOV +12 satellite
				
Size				
ASTM 12 - 1/2"	BW ^b : 109375 BW45: 107192 TC45: 107322	BW: 107185 BW45: 107177 TC45: 107179	n/a	n/a
ASTM 25 - 1"	BW: 108656 BW45: 107223 TC45: 107225	BW: 107217 BW45: 107209 TC45: 107211	n/a	TC45: 108411 TC90: 107351
ASTM 38 - 1 1/2"	BW: 107257 BW45: 107249 TC45: 107251	BW: 107243 BW45: 107235 TC45: 107237	TC45: 107327	TC45: 109832
ASTM 51 - 2"	BW: 107285 BW45: 107277 TC45: 107279	BW: 107269 BW45: 107273 TC45: 107263	TC45 113194	n/a
ASTM 76 - 3"	BW: 108484 BW45: 107309 TC45: 107311	BW: 107299 BW45: 107291 TC45: 107293	TC45: 113196	n/a

^a Contact Steridose for non-standard configurations

^b BW = butt-weld, no elbows; BW45 = butt-weld 45°elbows; TC45 = Tri-clamp 45°elbows; TC90 = Tri-clamp 90°elbow(s)

OTHER VALVE TYPES

Type ^a	Shut-off 90°	Flow-through	Divert	Take-off/main
				
Size				
ASTM 12 - 1/2"	BW ^b : 108924 TC: 108928	BW: 108956 TC: 108960	BW: 109381	12/12: 110995 12/25: 110950 12/38: 110952 12/51: 110954
ASTM 25 - 1"	BW: 108932 TC: 109936	BW: 108964 TC: 108968	BW: 109387	25/38: 110958 25/51: 110960 25/76: 110962
ASTM 38 - 1 1/2"	BW: 108940 TC: 108893	BW: 108972 TC: 108976	BW: 109393	38TC/51BW: 111726
ASTM 51 - 2"	BW: 108944 TC: 108897	BW: 108980 TC: 108984	BW: 109399	n/a
ASTM 76 - 3"	BW: 108988 TC: 108952	BW: 108988 TC: 108992	BW: 109405	n/a

^a Contact Steridose for non-standard configurations

^b BW = butt-weld; TC = Tri-clamp

DIAPHRAGM TECHNICAL SPECIFICATIONS

Design data for Sterivalve

Sizes 12 (½"), 25 (1"), 38 (1½"), 51 (2"), 76 (3").

Diaphragm	Silicone	EPDM	PTFE
-----------	----------	------	------





Description	Platinum cured siloxane based polymer	Peroxide cured elastomer of monomers of ethylene and propylene and additional diene monomer	Ultra high density PTFE (TFM)
Maximum temperature	130°C (266°F)	140°C (284°F)	160°C (320°F)
Pressure range size 12, 25, 38	-1 - +7 bar g (-14.5 - +101.5 psig)	-1 - +7 bar g (-14.5 - +101.5 psig)	-1 - +7 bar g (-14.5 - +101.5 psig)
Pressure range size 51, 76	-1 - +5 bar g (-14.5 - +72.5 psig)	-1 - +5 bar g (-14.5 - +72.5 psig)	-1 - +5 bar g (-14.5 - +72.5 psig)
Pressure range at 121°C (250°F)	-1 - +3 bar g (-14.5 - +43.5 psig)	-1 - +3 bar g (-14.5 - +43.5 psig)	-1 - +3 bar g (-14.5 - +43.5 psig)
pH range	3 - 11	3 - 11	3 - 11
Viscosity range	0 - 1000 cP	0 - 1000 cP	0 - 1000 cP
Other	Contains no animal-derived ingredients USP <88> Class VI According to FDA specification of approved material (FDA 21 § 177.2600)	Contains no animal-derived ingredients USP <88> Class VI According to FDA specification of approved material (FDA 21 § 177.2600)	Contains no animal-derived ingredients USP <88> Class VI According to FDA specification of approved material (FDA 21 § 177.2600)

Article numbers

Size	12 (½")	25 (1")	38 (1½")	51 (2")	76 (3")
Silicon	103476	103478	103480	111353	-
EPDM	111164	111165	111166	111351	-
PTFE	110646	105016	105651	127742	127743

ACTUATOR TECHNICAL SPECIFICATIONS

Article numbers

Type ^a	Manual	Manual with extended handle	Pneumatic spring close-air open	Pneumatic air close-air open
		[no image]		[no image]
Size		[no image]		[no image]
ASTM 12 - 1/2"	110008	n/a	110009	110087
ASTM 25 - 1"	110010	110260	110011	110207
ASTM 38 - 1 1/2"	110012	106246	110013	110252
ASTM 51 - 2"	110232	n/a	110155	n/a
ASTM 76 - 3"	110243	n/a	110214	n/a

^a Contact Steridose for non-standard configurations

Pneumatic actuator automation options

Type ^a	Microswitch 1 position (open)	Microswitch 2 position (open-close)	Inductive 1 position (open)	Inductive 2 position (open-close)
Size ^b				
ASTM 12 - 1/2" 111408	110129	111469	108478	106147
ASTM 25 - 1" 111410	110129	111469	108478	106147
ASTM 38 - 1 1/2" 111412	110129	111469	108478	106147
ASTM 51 - 2" 110155	n/a	n/a	130629	2 x 130629
ASTM 76 - 3" 110214	n/a	n/a	130629	2 x 130629

^a Contact Steridose for non-standard configurations

^b For actuators with sensors, use the part number in this column for ordering the actuator (spring close-air open)

Assembly

Actuators sizes 12 - 1/2", 25 - 1", 38 - 1 1/2" are mounted on the valve housing by means of a TC-clamp.

Part number	Description	Fits actuators
110014	TC Clamp 1" - 1 1/2" Light duty	Size 12 - 1/2"
110220	TC Clamp 1" - 1 1/2" Heavy duty	Size 12 - 1/2"
110015	TC Clamp 2 1/2" Light duty	Size 25 - 1" and 38 - 1 1/2"
110279	TC Clamp 2 1/2" Heavy duty	Size 25 - 1" and 38 - 1 1/2"